

## Customer Bulletin

### WeatherTRAK Spring 2014 Release

CB\_041514

### WeatherTRAK Platform Release

04/15/14

HydroPoint, makers of WeatherTRAK, is proud to release WeatherTRAK.net Spring 2014 with a focus on helping property managers, water managers and site maintainers manage their site's compliance requirements. In this release, HydroPoint introduces **WeatherTRAK Drought Manager<sup>™</sup>** which allows users to know their sites drought restrictions and proactively create, share and manage their site specific drought response plans. This release also includes a water window compliance tool which allows property managers or water managers to setup single or multi-site water window policies based on the site's requirements.

WeatherTRAK.net Spring 2014 also updates WeatherTRAK's popular **Water Budget Manager** with expanded dashboard options and reports based on user feedback that make it even easier for customers to compare sites on a year-over-year basis and perform multi-site comparison.

#### [Compliance Management](#)

[Drought Manager](#)

[Water Window Compliance Tool](#)

#### [Water Budget Management](#)

[Water Budget Manager Spring 2014 Update](#)

#### [Account Management](#)

[Account Administration Manager](#)

#### [Additional WeatherTRAK.net Enhancements](#)

[Multi-Controller Setting Change Report](#)

## [Compliance Management](#)

### Drought Manager

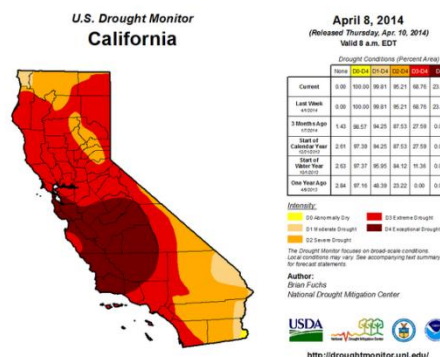
#### Manage your Site's compliance during droughts

WeatherTRAK's new **Drought Manager** helps site managers proactively setup, track and manage compliance for each stage of a water agency's drought program. It also provides the site's updated state specific U.S. Drought Monitor information and Drought Map as well as recommendations on how users can best utilize WeatherTRAK's robust feature set to quickly and easily make controller changes. Features include:

- **Site Specific Drought Stage Classification**

Users first select the site's water agency and the application automatically determines the current drought stage, associated drought restrictions and recommendations for support water agencies.

#### Drought Information



- **Create Site Specific Drought Response Plans**

Users enter how they want to respond to each drought stage’s restrictions and recommendations. These changes can include making programming changes across multiple controllers using Station Grouping or simple policy changes such as limiting manual irrigation. To track and verify that the site is irrigating in the appropriate window see the site water window compliance management tool below.

- **Manage and Verify Site Drought Response Plan Implementation**

Site’s water manager can review, make notes and implement the site’s response plan and then indicate that the site is now in compliance with the water agencies drought stage requirements.

- **Multi site Drought Restrictions Compliance Tracking**

For users with multiple sites, the portfolio manager can easily track the status of each site’s compliance using the new Drought Manager Account Report and Drought Manager Site Report.

## Water Window Compliance Tool

### Ensure water window and water day policy compliance

Sites can have complex water window requirements based on a site’s usage requirements or water agency restrictions. WeatherTRAK’s new Water Window Compliance tool allows users to easily enter a single or multi-site water window policy. Once a policy is entered users can monitor and easily verify in a visual compliance calendar that your WeatherTRAK controllers are irrigating within site’s water window policy. Features include:

- **Create Single or Multi-Site Water Window Policies**

Assign policy to one or more sites from Site Detail or Drought Manager screens

- **Analyze Site & Account Water Window Compliance**

Analyze each program’s water window and calculates if irrigation is within the site’s allowed water window

- **Use Simple Diagnostic Reports to Determine Specific Non-Compliant Settings**

Determine controller / program specific non-compliance using Controller Settings Detail Report. This report provides simple visual “green/red” 24 hours x 30 day compliance calendar. It also highlights available water window days / times that not currently being utilized that still meet site’s policy.

## Water Budget Management

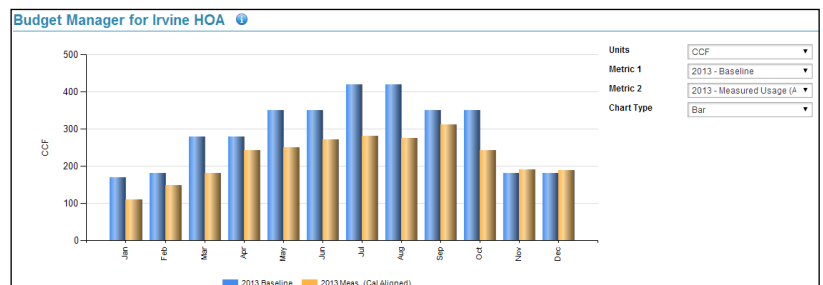
### Water Budget Manager Spring 2014 Update

#### Easily compare any two metrics in Budget Manager Dashboard

Users can now easily compare any two metrics on the Site Budget Manager Dashboard. This includes the ability to compare in either consumption units or dollars.

#### Expanded graph options for dashboard

Using the new dashboard option selectors, user can now quickly see the information they want in either a simple line chart or a bar chart.

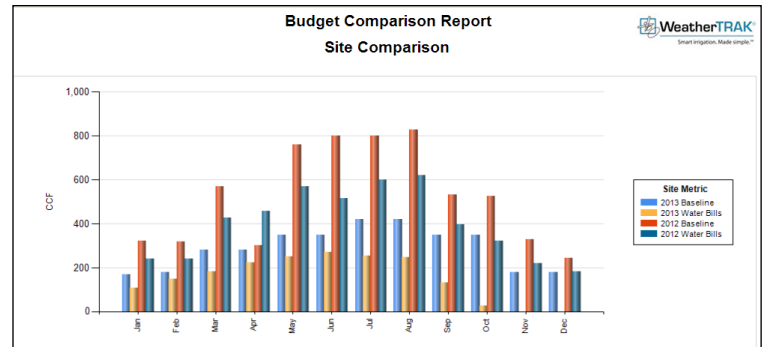


## Compare Multiple Sites or Multiple Accounts Consumption or Budget

Using the Budget Comparison Report, user can now compare up to four different sites or accounts. This provides for simple site to site comparison and can be especially useful when comparing similar sites.

## Compare Year over Year Consumption or Budgets

Easily compare a site's or account's consumption or dollars over multiple years using the Budget Comparison Report. Users can compare any budget, water bill, measured usage or estimated usage for up to four different years. Alternatively, users can compare two years for two different sites accounts.



## Account Management

### Account Administration Manager

#### Authorized users can manage their own account rights

WeatherTRAK.net now provides authorized users the ability to manage their own account rights. WeatherTRAK.net's new advanced administration management provides multi-level access management making it easier for administrators to manage users. Features include:

- Ability to add or remove users access to WeatherTRAK.net
- Grant users access to specific controllers, specific sites or the entire account
- Provides full access control while minimizing administrative overhead
- Limit access to Budget Manager, Site Asset Manager
- Limit user to WeatherTRAK Mobile only login
- Extensive reporting using the Site Administration Report, Account Inventory Report and Account Security Report detailing which users have access to what accounts, site and controllers

Only account authorized users can become administrators. To discuss authorizing an account administrator contact HydroPoint support at [support@hydropoint.com](mailto:support@hydropoint.com).

## Additional WeatherTRAK.net Enhancements

### Multi-Controller Settings Change Report

#### Analyze Controller Settings Changes for Multiple Controllers

Easily monitor and analyze controller settings changes including who made the change, what specific setting change was made and when the change was made. WeatherTRAK.net's new Multi-Controller Change Analysis Report provides users an easier format to review and analyze controller setting changes. As with all WeatherTRAK reports, the Multi-Controller Change Analysis Report is exportable to either PDF or Microsoft Excel™ and is also available as a scheduled report so it can be emailed to one or more users on a scheduled basis. This new report puts each setting change into a row so it can be easily accessed, sorted and analyzed.

If you have questions you are welcome to contact us [support@hydropoint.com](mailto:support@hydropoint.com) or call toll-free (800) 362-8774 during business hours.