

# WaterCompass

## REAL-TIME MONITORING FOR LEAK DETECTION AND WATER CONSERVATION

Comprehensive water management requires an in-depth, real-time understanding of consumption. With WaterCompass, you can continuously monitor water usage of one site or across an entire portfolio from a single dashboard, including domestic water (bathrooms, kitchen, drinking fountains, etc.), cooling towers, irrigation systems and water-based fire suppression systems. It's the ideal solution for property managers, facilities engineers and management and sustainability professionals to solve high water use and be warned of leaks.

### ELIMINATE COMMON NAGGING ISSUES:

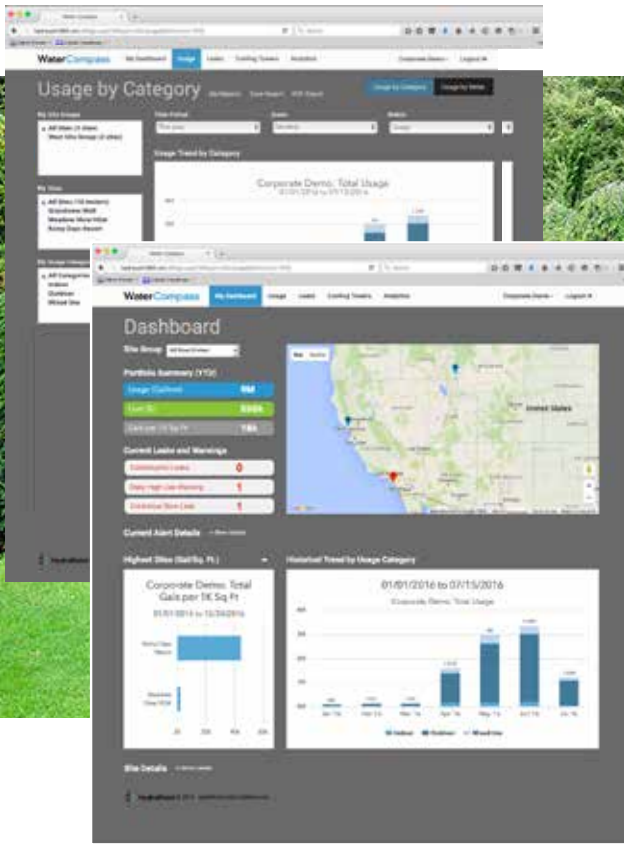
- A water bill that was significantly higher than you expected.
- One or more locations that use far more water than others.
- A slow, steady increase in your bill that doesn't correspond to increases in water rates.
- A major problem that remains hidden until the water bill arrives.

### WATERCOMPASS GIVES YOU THE VISIBILITY AND ANALYTICS YOU NEED TO:

- Detect leaks, unauthorized usage and anomalies.
- Monitor and analyze performance for one building, multiple buildings or portfolio-wide.
- Receive alerts about catastrophic or uncontrolled water loss with real-time information by meter, time, day and more.
- Be notified of increases in daily water usage.
- Use data and benchmarks to identify and confirm pre-existing leaks.



# SEE FOR YOURSELF WHAT WATERCOMPASS CAN DO FOR YOU



## Use & Cost Tracking

- View your water usage by total use, category of use (indoor, outdoor, mixed use), and average use.
- Show cost per square foot, by sites with highest use, by sites with lowest use and by meter.

## Interactive Analytics

- Run comparisons of usage between sites, across an entire portfolio or against stated KPIs.

## Leak Alerting

- Get real-time alerts about high usage, leaks & waste to help you catch costly problems, daily high usage, continuous slow leaks and catastrophic leaks.

## Cooling Tower Analytics

- Track cooling tower performance and save time by automating a largely manual process. Track makeup, makeup to blowdown ratio, cost, cycle of concentration, number of alert days and comparison across several cooling towers.

## Interactive Use, Time, Category Analytics

- Interactive analytics help you understand what's going on, where and when.
- Conduct analysis of usage by year, month, day, hour, meter and use category.
- Drill down into usage by month, day and hour.
- View usage heatmap to decipher patterns or even identify rogue use.

## Concierge Monitoring

- Receive monthly report providing summary, potential issues and actionable data.

PRODUCT DETAILS



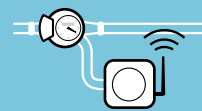
## CAN DO FOR YOU

**LEAKS: IT'S NOT A QUESTION OF "IF" YOUR SITE WILL HAVE A LEAK, IT'S A QUESTION OF "WHEN"**

If your site experiences a low-level leak, or even worse, a pipe bursts, WaterCompass will alert you before you pour more money down the drain or catastrophic damage occurs.

## HOW WATERCOMPASS WORKS

We take a 360° approach to your entire site's water waste and risks.



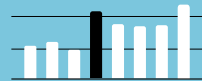
**1**

Install WaterCompass Flow Monitor at the source of your site's water measurement: the water meter.



**2**

WaterCompass manually calibrates Flow Monitor so it's custom to your site.




**3**

Data from Flow Monitor is collected continuously in real time.



**4**

Data collected by Flow Monitor is uploaded to our secure data center. All water meter data is available 24/7 and is accessible through any Internet-connected device.



**5**

If a catastrophic leak occurs, WaterCompass will alert you via email and SMS text message indicating which water line ruptured and how much water was lost.

Learn more at [hydropoint.com](http://hydropoint.com)  
or call 800-362-8774